

Setting up a Big Quiz JustGiving page

- 1) From the [Tearfund JustGiving page](#), click on 'Start Fundraising' on the right hand side in the orange box.



- 2) You may then need to log in to your just giving account if you already have one, or set one up. Once logged in, you will be asked if you're raising money in memory of someone.

Are you fundraising in memory of someone?

Yes

No

Back


Next

JustGiving has 0% platform fees for donations.
All funds will go direct to the charity.


- 3) Next, select the third box 'just fundraising.'

Are you taking part in an activity?


I'm taking part in an event
A mass participation event, for example, a marathon, bike ride, or trek



I'm doing my own activity
Get creative and organise your own activity, like a bake sale or coffee morning



Just fundraising
As simple as asking people to donate to a cause that you care about



JustGiving has 0% platform fees for donations.

- 4) You will then be asked if there is an occasion for the fundraising. Here you can either skip the question or select 'no occasion.'

JustGiving has 0% platform fees for donations.

Are you fundraising for an occasion?

No occasion? [Skip this question](#)

JustGiving has 0% platform fees for donations.
All funds will go direct to the charity.

- 5) Once you have completed the above, your event page will be created. You will be able to edit your picture and story. We encourage you to write an extract about who you are and why you are taking part in the Big Quiz Night this year. When this is finalised, your event page will be linked to the [Tearfund Big Quiz](#) page.